



**2011 COUGAR MOUNTAIN BIKE CLIMB FOR CANCER**  
**Presented by Climb4Cancer Charities**  
**Issaquah, WA - July 16, 2011**  
**ALL COMPETITORS**  
**FINAL RESULTS**

**Start Time = 9:00 AM**  
**Race Distance =**  
**2.1 Miles**  
**FINAL RESULTS -**  
**REVISION A**

**No. of Riders**  
**55**

PLACE	BIB #	CATEGORY	LAST NAME	FIRST NAME	TEAM / AFFILIATION	AGE	TIME TRIAL		AVERAGE SPEED
							TIME	TIME BACK	
1	74	M-20-24	Shepherd	Davis	Gregg's Trek	21	10:46	00:00	11.7 mph
2	2019	M-25-29	Reynolds	Lang	Hagens Berman		10:57	00:11	11.5 mph
3	1010	M-50-54	Farrell	Kerry	Wheelsport	51	11:32	00:46	10.9 mph
4	1417	M-35-39	Smith	Tim	Olympia Orthopaedic Associates	37	11:38	00:52	10.8 mph
5	69	M-30-34	Booth	Bill	TBA	30	11:58	01:12	10.5 mph
6	82	M-40-44	Custer	Cory	ByrneInvent Cycling Team	40	12:16	01:30	10.3 mph
7	1520	M-50-54	Franks	Mark	Excel Sports Boulder	50	12:48	02:02	9.8 mph
8	13	M-45-49	Beck	Lawrence	Cascade Bicycle Club	47	12:56	02:10	9.7 mph
9	72	M-35-39	Telitsine	Alex	Farestart p/b Cobalt Mortgage	39	12:58	02:12	9.7 mph
10	99	M-45-49	Walsh	Mick	JL Velo Racing	49	13:09	02:23	9.6 mph
11	93	M-15-19	Bowden	Zachary	Fred Meyer Cycling Team	19	13:17	02:31	9.5 mph
12	1419	M-35-39	Griffith	Aaron	JL Velo	35	13:24	02:38	9.4 mph
13	24	M-40-44	Strong	Richie	SCCA / Starbucks Cycling	43	13:26	02:39	9.4 mph
14	58	M-40-44	Otani	Keiichi	Hagens Berman LLP	44	13:39	02:53	9.2 mph
15	1619	M-45-49	Avolio	Peter	HERRIOTT SPORTS PERFORMANCE	45	13:43	02:57	9.2 mph
16	68	M-35-39	Grosenbach	Geoffrey	Velominati	36	14:00	03:14	9.0 mph
17	810	M-30-34	Hickok	Tim	Audi	30	14:01	03:15	9.0 mph
18	56	M-25-29	Carter	Christopher	Breakaway Racing	26	14:13	03:27	8.9 mph
19	71	M-30-34	Chamberlain	James		31	14:19	03:33	8.8 mph
20	67	M-35-39	Strack	Frank	Velominati	35	14:19	03:33	8.8 mph
21	37	M-45-49	Mertel	Scott	R4C	47	14:27	03:41	8.7 mph
22	1013	M-50-54	Hinrichsen	Gregory		53	14:31	03:45	8.7 mph
23	63	M-40-44	Mair	Stephen	ByrneInvent	42	14:33	03:47	8.7 mph
24	110	M-55-59	Buckmiller	John	Lakemont Cycling club	58	14:41	03:55	8.6 mph
25	96	M-35-39	Mattson	Kyle	Audi	35	14:46	04:00	8.5 mph
26	26	M-40-44	Walker	Steven		44	14:52	04:06	8.5 mph
27	89	F-50-54	Walsh	Martha	JL Velo Racing	51	14:56	04:10	8.4 mph
28	52	M-55-59	Little	JD	Emerald City Cycling Club	55	15:02	04:16	8.4 mph
29	310	M-35-39	Chan	Justin	Viking Sport Seattle	36	15:03	04:17	8.4 mph
30	54	M-30-34	Morrison	Andrew		31	15:05	04:19	8.4 mph
31	81	M-45-49	Matt	Sean	Hagens Berman Cycling	45	15:17	04:31	8.2 mph
32	22	M-30-34	Lester	Sam		34	15:18	04:32	8.2 mph




**2011 COUGAR MOUNTAIN BIKE CLIMB FOR CANCER**  
 Presented by Climb4Cancer Charities  
 Issaquah, WA - July 16, 2011  
**ALL COMPETITORS**  
**FINAL RESULTS**

**Start Time = 9:00 AM**  
**Race Distance =**  
**2.1 Miles**  
**FINAL RESULTS -**  
**REVISION A**

**No. of Riders**  
**55**

PLACE	BIB #	CATEGORY	LAST NAME	FIRST NAME	TEAM / AFFILIATION	AGE	TIME TRIAL		AVERAGE SPEED
							TIME	TIME BACK	
33	57	M-55-59	Lippold	Rick		55	15:24	04:38	8.2 mph
34	1219	F-50-54	Given	Lisa	Strada	53	15:29	04:43	8.1 mph
35	41	M-45-49	Wright	David		49	15:30	04:44	8.1 mph
36	87	F-50-54	P Lassen	Cary	Jet City Velo/Byrne Invent	54	15:31	04:45	8.1 mph
37	1418	F-40-44	Burtner	Jennifer	Olympia Orthopaedics Associatio	41	15:37	04:51	8.1 mph
38	23	M-50-54	Purcell	Tim	ByrneInvent	54	16:06	05:20	7.8 mph
39	64	M-35-39	Scheff	Scott		35	16:13	05:27	7.8 mph
40	85	M-45-49	Brennock	Jerry	Lakemont Cycling Club	45	16:26	05:40	7.7 mph
41	34	M-45-49	Tsang	Bill			16:28	05:42	7.7 mph
42	79	M-30-34	Carroll	Anthony	SCCA-Starbucks	34	16:28	05:42	7.7 mph
43	84	M-30-34	Fordham	George		34	16:40	05:54	7.6 mph
44	14	M-50-54	Robey	Hoyt	Lakemont Cycling Club	50	16:55	06:09	7.5 mph
45	88	F-25-29	Carroll	Sarah	SCCA/Starbucks Cycling	29	16:56	06:10	7.4 mph
46	95	???	Beeson	Tyler			16:58	06:12	7.4 mph
47	91	M-40-44	Steinberg	Larry		43	17:05	06:19	7.4 mph
48	43	M-25-29	Wiser	Jayson		29	17:41	06:55	7.1 mph
49	910	M-60+	Harless	Dale	Cycle U	68	17:44	06:58	7.1 mph
50	1420	M-40-44	Lyon-Hall	James	renamal.com	40	17:51	07:05	7.1 mph
51	98	M-60+	Grasser	Steve	jl velo	60	18:55	08:09	6.7 mph
52	510	M-25-29	Seidman	David		29	19:03	08:17	6.6 mph
53	1815	M-55-59	Burlingame	Craig		59	19:05	08:19	6.6 mph
54	17	M-60+	Austad	Dan	JL velo	65	20:25	09:39	6.2 mph
55	77	M-55-59	Hodder	Clark		56	22:52	12:06	5.5 mph



2011 COUGAR MOUNTAIN BIKE CLIMB FOR CANCER  
 Presented by Climb4Cancer Charities  
 Issaquah, WA - July 16, 2011  
 MEN 15-19 / MEN 20-24 / MEN 25-29  
**FINAL RESULTS**

Start Time = 9:00 AM  
 Race Distance =  
 2.1 Miles  
**FINAL RESULTS -  
 REVISION A**

No. of Riders

6

**MEN 15-19**


PLACE	BIB #	CATEGORY	LAST NAME	FIRST NAME	TEAM / AFFILIATION	AGE	TIME TRIAL		AVERAGE SPEED
							TIME	TIME BACK	
1	93	M-15-19	Bowden	Zachary	Fred Meyer Cycling Team	19	13:17	00:00	9.5 mph

**MEN 20-24**

PLACE	BIB #	CATEGORY	LAST NAME	FIRST NAME	TEAM / AFFILIATION	AGE	TIME TRIAL		AVERAGE SPEED
							TIME	TIME BACK	
1	74	M-20-24	Shepherd	Davis	Gregg's Trek	21	10:46	00:00	11.7 mph

**MEN 25-29**

PLACE	BIB #	CATEGORY	LAST NAME	FIRST NAME	TEAM / AFFILIATION	AGE	TIME TRIAL		AVERAGE SPEED
							TIME	TIME BACK	
1	2019	M-25-29	Reynolds	Lang	Hagens Berman		10:57	00:00	11.5 mph
2	56	M-25-29	Carter	Christopher	Breakaway Racing	26	14:13	03:16	8.9 mph
3	43	M-25-29	Wiser	Jayson		29	17:41	06:44	7.1 mph
4	510	M-25-29	Seidman	David		29	19:03	08:07	6.6 mph



2011 COUGAR MOUNTAIN BIKE CLIMB FOR CANCER  
 Presented by Climb4Cancer Charities  
 Issaquah, WA - July 16, 2011  
 MEN 30-34 / MEN 35-39  
**FINAL RESULTS**

Start Time = 9:00 AM  
 Race Distance =  
 2.1 Miles  
**FINAL RESULTS -  
 REVISION A**

No. of Riders  
 15  
**MEN 30-34**

PLACE	BIB #	CATEGORY	LAST NAME	FIRST NAME	TEAM / AFFILIATION	AGE	TIME TRIAL		AVERAGE SPEED
							TIME	TIME BACK	
1	69	M-30-34	Booth	Bill	TBA	30	11:58	00:00	10.5 mph
2	810	M-30-34	Hickok	Tim	Audi	30	14:01	02:03	9.0 mph
3	71	M-30-34	Chamberlain	James		31	14:19	02:20	8.8 mph
4	54	M-30-34	Morrison	Andrew		31	15:05	03:07	8.4 mph
5	22	M-30-34	Lester	Sam		34	15:18	03:19	8.2 mph
6	79	M-30-34	Carroll	Anthony	SCCA-Starbucks	34	16:28	04:30	7.7 mph
7	84	M-30-34	Fordham	George		34	16:40	04:41	7.6 mph

**MEN 35-39**

PLACE	BIB #	CATEGORY	LAST NAME	FIRST NAME	TEAM / AFFILIATION	AGE	TIME TRIAL		AVERAGE SPEED
							TIME	TIME BACK	
1	1417	M-35-39	Smith	Tim	Olympia Orthopaedic Associates	37	11:38	00:00	10.8 mph
2	72	M-35-39	Telitsine	Alex	Farestart p/b Cobalt Mortgage	39	12:58	01:19	9.7 mph
3	1419	M-35-39	Griffith	Aaron	JL Velo	35	13:24	01:46	9.4 mph
4	68	M-35-39	Grosenbach	Geoffrey	Velominati	36	14:00	02:22	9.0 mph
5	67	M-35-39	Strack	Frank	Velominati	35	14:19	02:41	8.8 mph
6	96	M-35-39	Mattson	Kyle	Audi	35	14:46	03:08	8.5 mph
7	310	M-35-39	Chan	Justin	Viking Sport Seattle	36	15:03	03:24	8.4 mph
8	64	M-35-39	Scheff	Scott		35	16:13	04:35	7.8 mph



**2011 COUGAR MOUNTAIN BIKE CLIMB FOR CANCER**  
**Presented by Climb4Cancer Charities**  
**Issaquah, WA - July 16, 2011**  
**MEN 40-44 / MEN 45-49**  
**FINAL RESULTS**

**Start Time = 9:00 AM**  
**Race Distance =**  
**2.1 Miles**  
**FINAL RESULTS -**  
**REVISION A**

**No. of Riders**  
**15**  
**MEN 40-44**

PLACE	BIB #	CATEGORY	LAST NAME	FIRST NAME	TEAM / AFFILIATION	AGE	TIME TRIAL		AVERAGE
							TIME	TIME BACK	SPEED
1	82	M-40-44	Custer	Cory	ByrneInvent Cycling Team	40	12:16	00:00	10.3 mph
2	24	M-40-44	Strong	Richie	SCCA / Starbucks Cycling	43	13:26	01:09	9.4 mph
3	58	M-40-44	Otani	Keiichi	Hagens Berman LLP	44	13:39	01:23	9.2 mph
4	63	M-40-44	Mair	Stephen	ByrneInvent	42	14:33	02:17	8.7 mph
5	26	M-40-44	Walker	Steven		44	14:52	02:36	8.5 mph
6	91	M-40-44	Steinberg	Larry		43	17:05	04:49	7.4 mph
7	1420	M-40-44	Lyon-Hall	James	renamal.com	40	17:51	05:35	7.1 mph

**MEN 45-49**

PLACE	BIB #	CATEGORY	LAST NAME	FIRST NAME	TEAM / AFFILIATION	AGE	TIME TRIAL		AVERAGE
							TIME	TIME BACK	SPEED
1	13	M-45-49	Beck	Lawrence	Cascade Bicycle Club	47	12:56	00:00	9.7 mph
2	99	M-45-49	Walsh	Mick	JL Velo Racing	49	13:09	00:13	9.6 mph
3	1619	M-45-49	Avolio	Peter	HERRIOTT SPORTS PERFORMANCE	45	13:43	00:47	9.2 mph
4	37	M-45-49	Mertel	Scott	R4C	47	14:27	01:31	8.7 mph
5	81	M-45-49	Matt	Sean	Hagens Berman Cycling	45	15:17	02:21	8.2 mph
6	41	M-45-49	Wright	David		49	15:30	02:34	8.1 mph
7	85	M-45-49	Brennock	Jerry	Lakemont Cycling Club	45	16:26	03:30	7.7 mph
8	34	M-45-49	Tsang	Bill			16:28	03:32	7.7 mph



**2011 COUGAR MOUNTAIN BIKE CLIMB FOR CANCER**  
 Presented by Climb4Cancer Charities  
 Issaquah, WA - July 16, 2011  
 MEN 50-54 / MEN 55-59 / MEN 60+  
**FINAL RESULTS**

**Start Time = 9:00 AM**  
**Race Distance =**  
**2.1 Miles**  
**FINAL RESULTS -**  
**REVISION A**

**No. of Riders**

**13**

**MEN 50-54**


PLACE	BIB #	CATEGORY	LAST NAME	FIRST NAME	TEAM / AFFILIATION	AGE	TIME TRIAL		AVERAGE SPEED
							TIME	TIME BACK	
1	1010	M-50-54	Farrell	Kerry	Wheelsport	51	11:32	00:00	10.9 mph
2	1520	M-50-54	Franks	Mark	Excel Sports Boulder	50	12:48	01:16	9.8 mph
3	1013	M-50-54	Hinrichsen	Gregory		53	14:31	02:58	8.7 mph
4	23	M-50-54	Purcell	Tim	ByrneInvent	54	16:06	04:34	7.8 mph
5	14	M-50-54	Robey	Hoyt	Lakemont Cycling Club	50	16:55	05:22	7.5 mph

**MEN 55-59**

PLACE	BIB #	CATEGORY	LAST NAME	FIRST NAME	TEAM / AFFILIATION	AGE	TIME TRIAL		AVERAGE SPEED
							TIME	TIME BACK	
1	110	M-55-59	Buckmiller	John	Lakemont Cycling club	58	14:41	00:00	8.6 mph
2	52	M-55-59	Little	JD	Emerald City Cycling Club	55	15:02	00:21	8.4 mph
3	57	M-55-59	Lippold	Rick		55	15:24	00:43	8.2 mph
4	1815	M-55-59	Burlingame	Craig		59	19:05	04:25	6.6 mph
5	77	M-55-59	Hodder	Clark		56	22:52	08:12	5.5 mph

**MEN 60+**

PLACE	BIB #	CATEGORY	LAST NAME	FIRST NAME	TEAM / AFFILIATION	AGE	TIME TRIAL		AVERAGE SPEED
							TIME	TIME BACK	
1	910	M-60+	Harless	Dale	Cycle U	68	17:44	00:00	7.1 mph
2	98	M-60+	Grasser	Steve	jl velo	60	18:55	01:10	6.7 mph
3	17	M-60+	Austad	Dan	JL velo	65	20:25	02:41	6.2 mph



**2011 COUGAR MOUNTAIN BIKE CLIMB FOR CANCER**  
 Presented by Climb4Cancer Charities  
 Issaquah, WA - July 16, 2011  
**WOMEN CATEGORIES**  
**FINAL RESULTS**

**Start Time = 9:00 AM**  
**Race Distance =**  
**2.1 Miles**  
**FINAL RESULTS -**  
**REVISION A**

No. of Riders

5

**WOMEN - 25-29**

PLACE	BIB #	CATEGORY	LAST NAME	FIRST NAME	TEAM / AFFILIATION	AGE	TIME TRIAL TIME	TIME BACK	AVERAGE SPEED
1	88	F-25-29	Carroll	Sarah	SCCA/Starbucks Cycling	29	16:56	00:00	7.4 mph

**WOMEN - 40-44**

PLACE	BIB #	CATEGORY	LAST NAME	FIRST NAME	TEAM / AFFILIATION	AGE	TIME TRIAL TIME	TIME BACK	AVERAGE SPEED
1	1418	F-40-44	Burtner	Jennifer	Olympia Orthopaedics Associatio	41	15:37	00:00	8.1 mph

**WOMEN - 50-54**

PLACE	BIB #	CATEGORY	LAST NAME	FIRST NAME	TEAM / AFFILIATION	AGE	TIME TRIAL TIME	TIME BACK	AVERAGE SPEED
1	89	F-50-54	Walsh	Martha	JL Velo Racing	51	14:56	00:00	8.4 mph
2	1219	F-50-54	Given	Lisa	Strada	53	15:29	00:33	8.1 mph
3	87	F-50-54	P Lassen	Cary	Jet City Velo/Byrne Invent	54	15:31	00:35	8.1 mph